


PRODUCTS

MEASUREMENT & DETECTION




MPS LOW VOLUME PRESSURE SENSOR

ELVEFLOW.COM/MICROFLUIDIC-FLOW-CONTROL-PRODUCTS/MICROFLUIDIC-FLOW-CONTROL-MODULE/MICROFLUIDIC-LIQUID-FLOW-THROUGH-PRESSURE-SENSOR/



MEASURE AND CONTROL PRESSURE ANYWHERE IN YOUR SETUP



High accuracy pressure sensor adapted to liquid and gas and compatible with 3/32" ID tubing or 10-32 fittings for 1/16" OD tubing. Monitor **low pressure flow rate** in your microfluidic setup.

UNIQUE PERFORMANCES

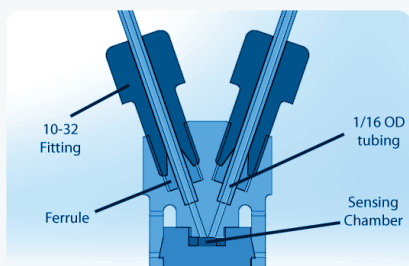
- > Accuracy **down to 0.2 % FS**
- > 5 ranges **from 70 mbar to 7,000 mbar**
- > Internal volume: **7 µL**
- > Settling time: **20 ms**
- > Works with both **liquid & gas**

✓ **PRESSURE FEEDBACK OPTION**

✓ **MEASUREMENT & DETECTION**

APPLICATIONS

- > You can plug our pressure sensor anywhere within your microfluidic setup, record the pressure on your computer and adjust it accordingly using our pressure pumps.



OUR PRESSURE SENSORS WORK AS GAUGE PRESSURE SENSORS,

measuring positive and negative pressure relatively to atmospheric pressure.

MICROFLUIDIC PRESSURE SENSOR	MPS 0	MPS 1	MPS 2	MPS 3	MPS 4
Sensor range	70 mbar 1 psi	340 mbar 5 psi	1 bar 15 psi	2 bar 30 psi	7 bar 100 psi
Pressure range min-max	-1 to 1 psi	-5 to 5 psi	-15 to 15 psi	-15 to 30 psi	-15 to 100 psi
Maximum overpressure	20 psi	20 psi	45 psi	60 psi	200 psi
Pressure accuracy liquids	up to ± 0.5 % of max range		up to ± 0.2 % of max range		
Linearity %span	Typical	0.25	0.4	0.25	0.1
	Max.	0.5	0.5	0.5	0.2
Repeatability & hysteresis %span	± 3.0	± 0.4	± 0.2		
Operating temperature	-40 °C to +85 °C				
Specified temperature range	0 °C to +50 °C				

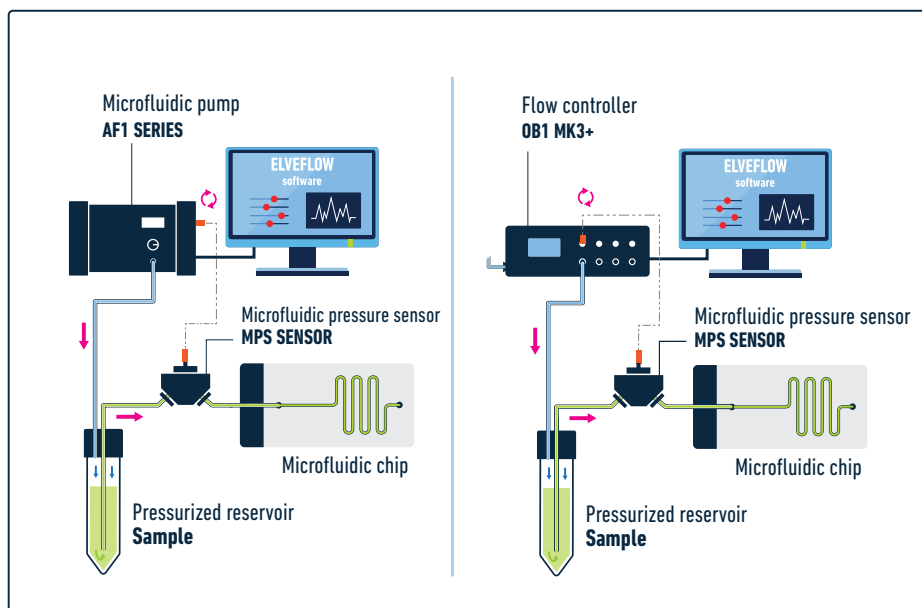
Non-contractual information, may be changed without notice.

PACKAGE MODEL	LARGE	SMALL
Sensor design		
Connection type	3/32 barb	10-32 thread with ferrule
Internal volume	70 µL	7.5 µL
Recommended tubing diameter (inch)	3/32" ID	1/16" OD
Wetted materials	polyetherimide, silicon and fluorosilicone seal	PEEK, silicon and fluorosilicone seal
Electrical connection	4 point measurement M8 connector compatible with Elveflow Sensor Reader and a Sensor Reader	

Non-contractual information, may be changed without notice.

SENSOR SIZE (length x width x height): **LARGE:** 29 x 13 x 27 mm **SMALL:** 40 x 33 x 19 mm **AMPLIFICATION MODULE SIZE:** 52 x 24 x 24 mm

WITH ELVEFLOW PRESSURE CONTROLLERS: MONITORING + CONTROL



WITH SENSOR READER: MONITORING

